

# A Crisis Deferred COVID-19 Evictions

## A Growing Risk for Families in Marin County

### Households at imminent risk of eviction

**10,700**

Estimated households who have been unemployed and not received replacement income<sup>1</sup>

**8,270**

Children in these households<sup>2</sup>

### Households who will become at risk for eviction in the next 6 months

**3,780**

Households that will lose benefits/all income during ~next 6 months<sup>3</sup>

**2,920**

Children in these households<sup>4</sup>

### Rental Burden:

**52.3%**

of renter households spending more than 30% of their income on rent<sup>5</sup>

**27.7%**

of renter households spending more than 50% of their income on rent<sup>6</sup>

**12%**

of households in Marin have zero net worth and thus no financial cushion in a time of crisis<sup>7</sup>

### Homelessness in Marin County:

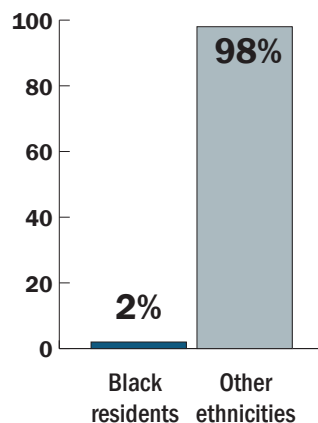
**1,034**

Individuals experiencing homelessness counted at point-in-time.<sup>8</sup>

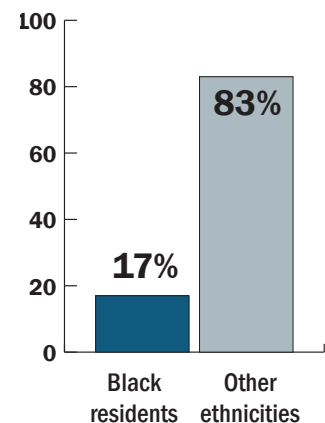
**1,137**

Students experiencing severe housing instability<sup>9</sup>

Marin County Total Population by Race/Ethnicity



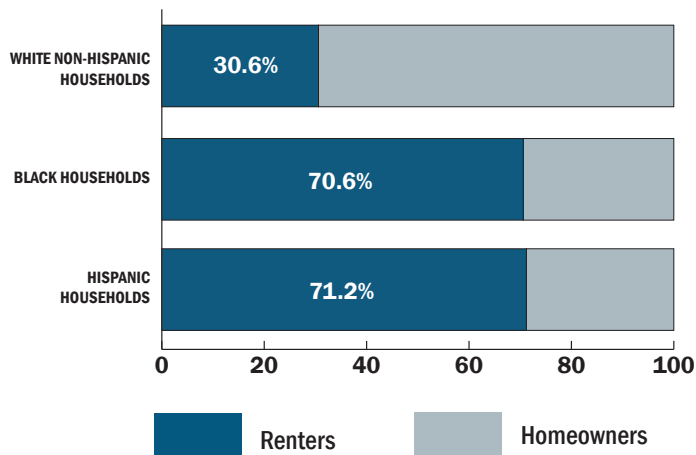
Marin County Homeless Population by Race/Ethnicity



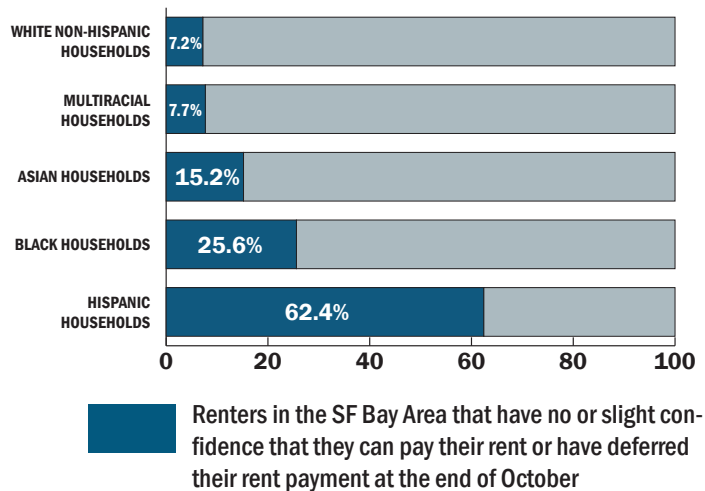
In other Bay Area communities, approximately 12% of homeless individuals reported eviction as being the primary cause of their homelessness. Increases in homelessness as a result of eviction would stall the progress Marin has made, come at a large financial cost, and exacerbate existing racial inequities.

## Equity measures:

### Share of Households who are Renters in Marin<sup>10</sup>

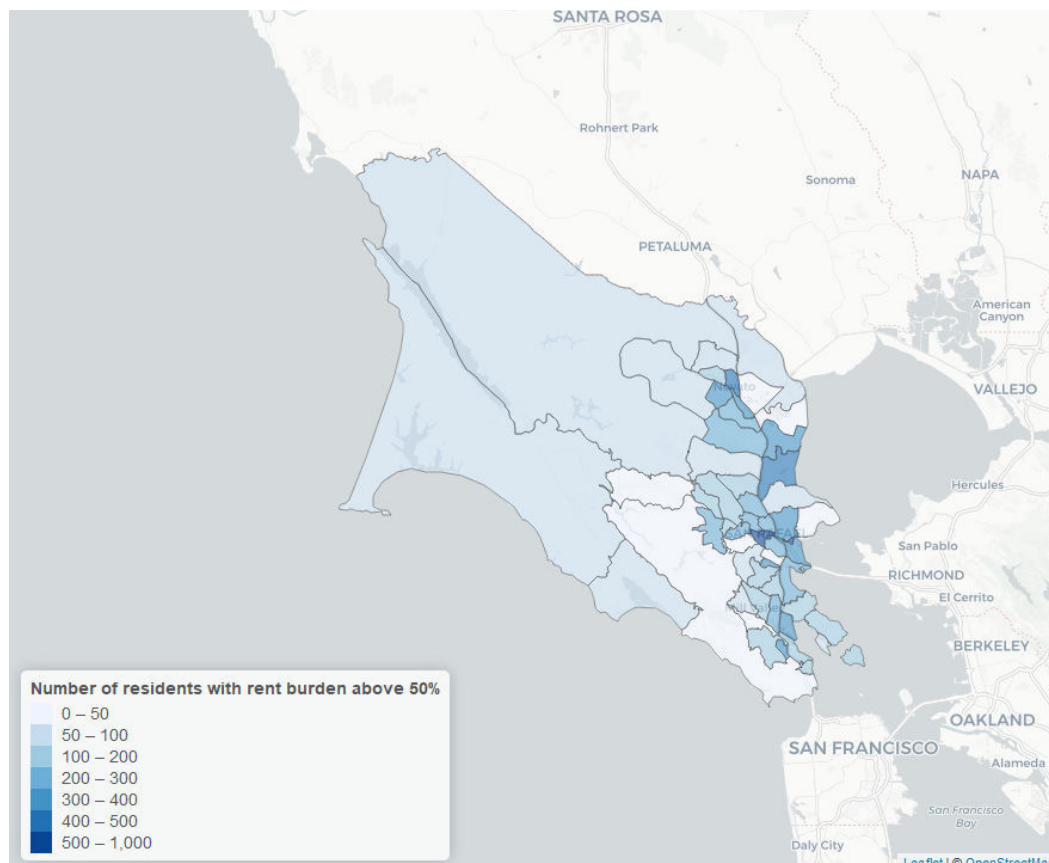


### Confidence in Paying Rent<sup>11</sup>



## Where is Help Needed Most in Marin County?

While need is concentrated in certain areas, with the Canal neighborhood standing out in the 99th percentile of areas in California most vulnerable to housing instability, it is also widespread, with jobs lost and unsustainably high rental burdens throughout the county.<sup>12</sup>



## Endnotes

- 1, 2, 3, 4 [Following Policylink estimation procedure](#)
- 5, 6 [2018 American Community Survey](#)
- 7 [Prosperity Now](#)

- 8 [Marin County 2019 Point-in-Time](#)
- 9 [California Department of Education](#)
- 10 [2018 American Community Survey](#)
- 11 [Urban Institute analysis of Household Pulse Survey](#)
- 12 [Urban Institute](#)